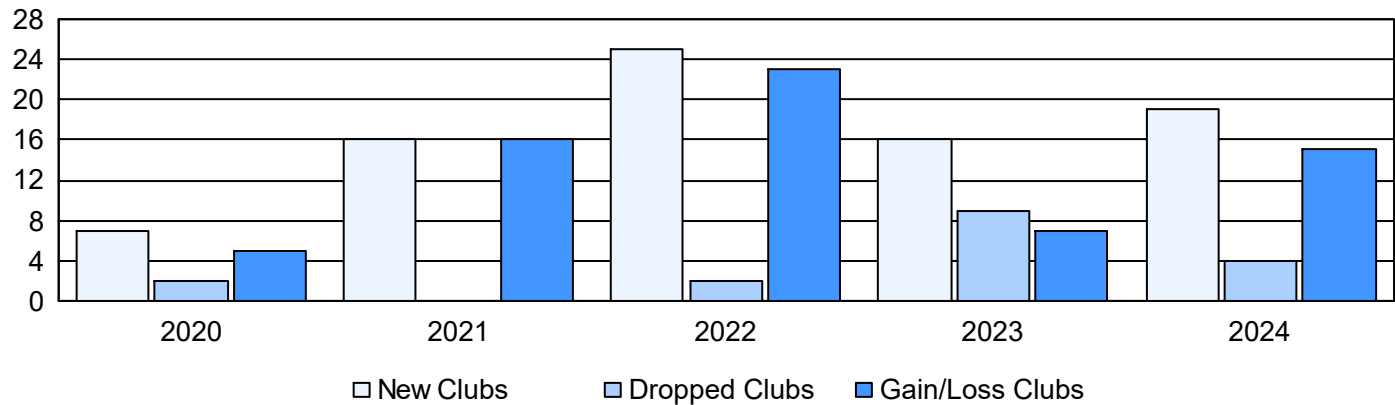
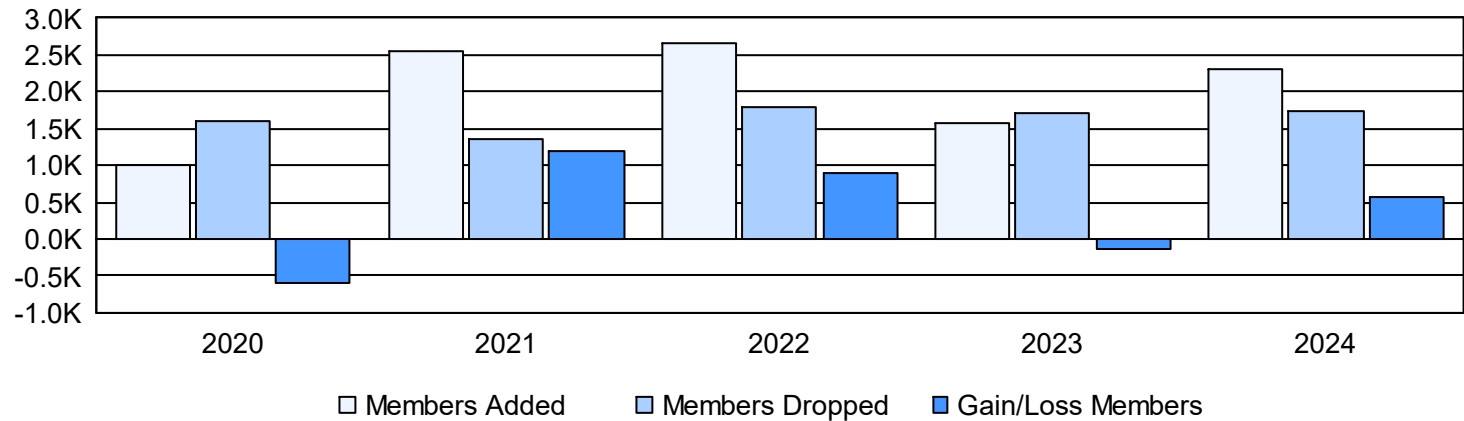


| Year      | New Clubs | Dropped Clubs | Gain/ Loss Clubs | New Members | Charter Members | Reinstate Members | Transfer Members | Total Member Added | Total Members Dropped | Gain/ Loss Members |
|-----------|-----------|---------------|------------------|-------------|-----------------|-------------------|------------------|--------------------|-----------------------|--------------------|
| 2019-2020 | 7         | 2             | 5                | 523         | 265             | 198               | 19               | 1,005              | 1,599                 | -594               |
| 2020-2021 | 16        | 0             | 16               | 1,804       | 562             | 158               | 36               | 2,560              | 1,358                 | 1,202              |
| 2021-2022 | 25        | 2             | 23               | 1,725       | 783             | 116               | 46               | 2,670              | 1,780                 | 890                |
| 2022-2023 | 16        | 9             | 7                | 998         | 463             | 82                | 22               | 1,565              | 1,710                 | -145               |
| 2023-2024 | 19        | 4             | 15               | 1,552       | 644             | 51                | 59               | 2,306              | 1,736                 | 570                |
| Average   | 17        | 3             | 13               | 1,320       | 543             | 121               | 36               | 2,021              | 1,637                 | 385                |

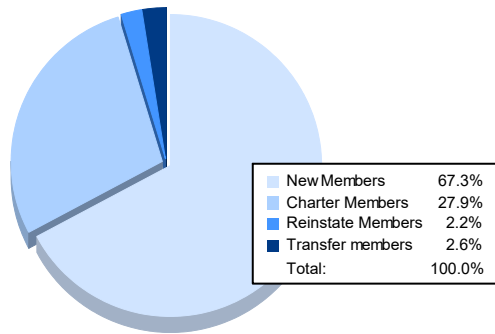
Clubs



Members



### Membership Composition June 2024 Cumulative



### Gender Composition June 2024 Cumulative

